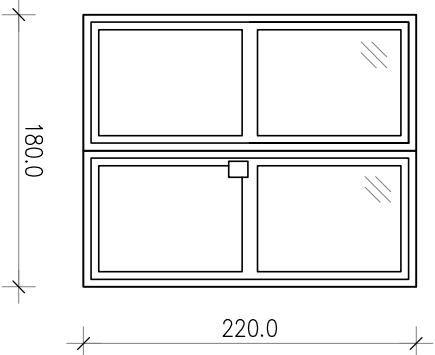
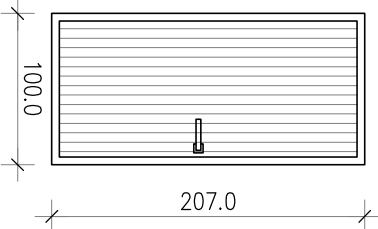


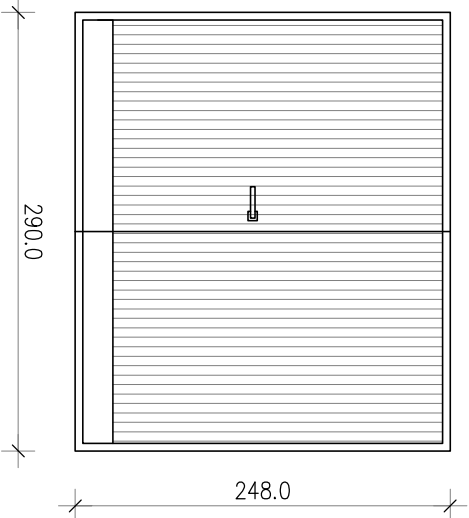
**V1**  
zíd mera: 180/220  
kom: 1 X



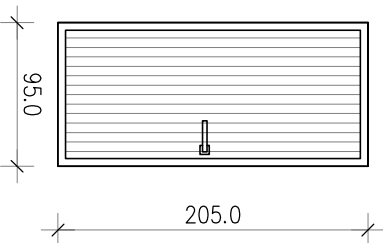
**V3**  
zíd mera: 100/207  
kom: 2 X



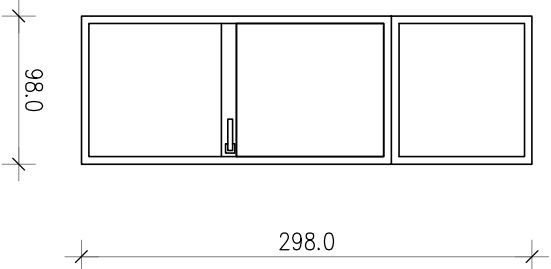
**V4**  
zíd mera: 290/248  
kom: 1 X



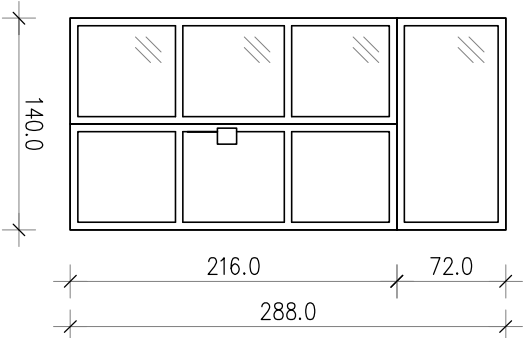
**V2**  
zíd mera: 95/205  
kom: 1 X



**V7**  
zíd mera: 98/200+98  
kom: 1 X  
polna vrata - železna



**V9**  
zíd mera: 140/216+ 72  
kom: 2 X



SHEME OKEN IN VRAT

M= 1:50

